



Kentucky High School Athletic Association

2280 Executive Drive ° Lexington, KY 40505 ° www.khsaa.org ° (859)299-5472 (859)293-5999 (fax)

MEMORANDUM

To: Superintendent, Principal, and Athletic Director
Breckinridge County High School

From: Brigid L. DeVries, Commissioner
Larry Boucher, Assistant Commissioner *LB*


Date: June 6, 2005

Subject: 2004-2005 Title IX Annual Report Forms Submission

Enclosed please find a copy of Form T-65, the 2004-2005 KHSAA Title IX Annual Report Submission Status Report. In addition, you may find an attachment with corrected copies of the forms submitted by your school personnel. Please review this information so the forms can be completed accurately in the future.

Also, KHSAA Audit Team Members may have requested resubmission of some of the 2004-2005 Annual Report Forms or need additional information on your athletic programs. Please submit this information by the date requested if this is applicable. Copies and all KHSAA Title IX documents must be kept current and included in your permanent Title IX File at the school. All documents are subject to Open Records Requests.

Should you need any further information, please do not hesitate to call anytime.



**KHSAA TITLE IX
ANNUAL REPORT SUBMISSION
STATUS REPORT
2004-2005**

KHSAA
Form T65
Revised 4/05

TO: KHSAA Member School Superintendents, Principals, and Athletic Directors

FROM: Brigid L. DeVries, Commissioner
Larry Boucher, Assistant Commissioner

DATE: June 6, 2005

School	Breckinridge County High School	Reviewed by	Fran Edwards
--------	---------------------------------	-------------	--------------

The following is a status report regarding the required 2004 - 2005 Title IX Annual Report submission of forms due into the KHSAA office by April 15, 2005. Appropriate KHSAA Audit Team personnel have reviewed these forms and the following is a summary of this review.

I. Checklist of Forms properly submitted in a satisfactory manner:

✓	GE 19 (Annual Verification)	✓	T-35 (Budget Chart)
✓	T-1 (Summary Program Chart 1)	✓	T-36 (Budget Chart)
✓	T-2 (Summary Program Chart 2)	✓	T-41 (Checklist – Overall Interscholastic Program)
✓	T-3 (Summary Program Chart 3)	✓	T-60 (Corrective Action Plan)
✓	T-4 (Summary Program Chart 4)		

II. Status

A.	✓	2004 – 2005 Forms are satisfactory and no further information or action is necessary at this time.
B.		Errors have been noted with respect to the following forms:
C.		The following forms were omitted and must be submitted by school representatives:
D.		Other Recommendation and Comments:



**2004-2005 KENTUCKY HIGH SCHOOL ATHLETIC ASSOCIATION
ANNUAL VERIFICATION OF TITLE IX PROCEDURES
(To be submitted by April 15, 2005 along with other required forms)**

APR 15 2005

The Breckinridge County High School, Harned, Kentucky
(Name of High School) (City)

certifies to the Kentucky High School Athletic Association that the following is an accurate and true representation of the facts surrounding compliance with 20 U.S.C. Sections 1681-1688, et. Seq. (also known as Title IX)

I certify the following provisions in accordance with records at the school contained in the permanent Title IX file, and to the best of my knowledge have completed the following tasks (All boxes must be checked).

Established a gender equity committee at the high school. (list committee personnel and provide attachment if necessary)

Name	Address	Phone	Title
Melanie Board	Irvington, KY	(270) 536-3718	Elementary P. E. Teacher
Tom Brite	Hardinsburg, KY	(270) 756-6150	School Board Attorney
Dale Butler	Harned, KY	(270) 756-1873	High School Principal
Tim Butler	Leitchfield, KY	(270) 230-1152	Middle School P.E. Teacher
Spencer Elder	Hardinsburg, KY	(270) 756-6415	High School Athletic Director
Wayne Fentress	Hardinsburg, KY	(270) 756-2121	School Board Member
Gaston Glasscock	Hardinsburg, KY	(270) 756-5133	Male Student Representative

Scheduled a minimum of three meetings during the 2004-2005 school year on the following dates:

- December 15, 2004
- April 13, 2005
- May 11, 2005 (proposed)

Designated the following person(s) as the Title IX coordinator for the school:

<u>Wanda Tate</u>	<u>Freshman Transition Coach</u>	<u>Hardinsburg, KY</u>	<u>(270) 756-6073</u>
Name	Title	Address	Phone

Designated the following person(s) as the Title IX coordinator for the district:

<u>Same as above</u>			
Name	Title	Address	Phone

School personnel are continuing to make periodic reviews of the boys' and girls' athletics program reflected in the Corrective Action Plan.

In addition to the above information, the above referenced school maintains a complete permanent file relative to Title IX records including copies of the self-assessment audit, all corrective action plans, and other related materials.

Dale Butler
Principal's Signature

3/23 20 05
Date

Evelyn Neely
Superintendent Signature

Lino Ford
School Board Chairpersons' Signature

GENDER EQUITY COMMITTEE (cont.)

Chris Jarboe	McDaniels, KY	(270) 257-2414	Central Office Representative
Evelyn Neely	Hardinsburg, KY	(270) 756-2149	Superintendent of Schools
Betsy Payne	Hardinsburg, KY	(270) 756-1456	Female Student Representative
Betty Poole	Hardinsburg, KY	(270) 756-6139	High School Coach
Wanda Tate	Hardinsburg, KY	(270) 756-6073	Title IX Coordinator

2004-2005
ACCOMMODATION OF INTERESTS AND ABILITIES
SUMMARY PROGRAM CHART 1

KHSAA
 Form T1
 Rev. 10/04

Participation Opportunities Test One

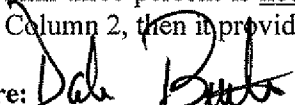
		(Column 1)	(Column 2)	(Column 3)	(Column 4)
	Program	Enrollment	Percentage of Total Enrollment	Number of Interscholastic Participants (double and triple count)	Percentage of Total Participation
Row 1	GIRLS	403	49.3	136	41.2
Row 2	BOYS	414	50.7	194	58.8
Row 3	Totals	817	100%	330	100%

Instructions:

*Number of 8th grade students & below used in Column 3 and Column 4 calculations if applicable: 31

- 1) Determine the total number of girls enrolled, (place in Row 1, Column 1). Determine the total number of boys enrolled, (place in Row 2, Column 1).
- 2) Add the total number of girls and boys enrolled to determine total enrollment, (place in Row 3, Column 1).
- 3) Calculate the percentage of total enrollment that is female. (Divide Row 1, Column 1 by row 3, Column 1 and place in Row 1, Column 2.) Calculate the percentage of total enrollment that is male. (Divide Row 2, Column 1 by Row 3, Column 1 and place in Row 2, Column 2.) Note: Row 1, Column 2 plus Row 2, Column 2 should total 100%.
- 4) Ask the head coaches to review the most updated eligibility or squad lists for their teams. Ask coaches to confirm the names of those individuals who are on the team as of the first **date of competition**, and cross out the names of those who were cut from the team or quit the team prior to the first competitive event. Determine the total number of interscholastic athletics participants that are girls, (and place in Row 1, Column 3). In order to determine the total number of athletics participants, an individual should be counted each time he or she participates on a team. For example, if Jane Doe competes on the varsity volleyball team, the junior varsity volleyball team, the junior varsity basketball team, and the varsity softball team, she should be counted as four participants (**do not include club or intramural sports participants, cheerleaders, dance teams, or pom squads**). Calculate the same way for boys and girls. * In addition, should 8th grade students and below play on a Freshman, Junior Varsity, or Varsity team, they should also be counted for each team and sport on which they participate. If applicable, please asterisk the above notation as to how many 8th grade students & below are included in the totals. Using the same procedure, determine the total number of interscholastic athletic participants that are boys, (and place in Row 2, Column 3). Add Row 1, Column 3 plus Row 2, Column 3 to get total participants and place in Row 3, Column 3.
- 5) Calculate the percentage of female participation. (Row 1, Column 3 divided by Row 3, Column 3 and place in Row 1, Column 4.) Calculate the percentage of male participation. (Row 2, Column 3 divided by Row 3, Column 3 and place in Row 2, Column 4.) Note: Row 1, Column 4 plus Row 2, Column 4 should total 100%.

Note: While being within three percent is not a formal compliance standard; if the percent listed in Row 1, Column 4 is within 3% of Row 1, Column 2, then it provides a good target within which compliance is likely.

Principal's Signature:  Date: 3/31/06

2004-2005
ACCOMMODATION OF INTERESTS AND ABILITIES
SUMMARY PROGRAM CHART 2

KHSAA
Form T2
Rev. 10/04

Participation Opportunities Test Two

			Column 1	Column 2	Column 3	Column 4	Column 5
Program			Number of Teams Currently Offered	Number of Participants	Number of Teams Added in Last Five Years	Number of Participants Added in Last Five Years	Percent of Total Participation By Sex Added in Last 5 Years
GIRLS	Row 1	varsity:	5	53	1	(5)	
	Row 2	j.v.:	4	47	2	5	
	Row 3	frosh:	3	36	2	24	
	Row 4	total:	12	136	5	24	17.6
BOYS	Row 5	varsity:	5	86	0	(4)	
	Row 6	j.v.:	3	62	0	17	
	Row 7	frosh:	3	46	1	1	
	Row 8	total:	11	194	1	14	7.2

- 1) For Column 1, list the number of interscholastic teams offered for girls and boys at each competitive level (varsity, junior varsity, and freshman). For girls, total each of the entries in Rows 1, 2, and 3 into Row 4. For boys, total Rows 5, 6, and 7 into Row 8.
- 2) For Column 2, list the number of participants at each level. For girls, total each of the entries in Rows 1, 2, and 3 into Row 4. For boys, total Rows 5, 6, and 7 into Row 8. **Note:** The totals in Row 4 for girls and in Row 8 for boys must be the same as the totals in Form T-1, Column 3, Rows 1 and 2 respectively.
- 3) For Column 3, list the number of interscholastic teams that have been added in the last five years at each competitive level. Count each team added during the 5 year period only one time. e.g. Girl's junior varsity soccer was added 3 years ago, count the team only once, not 3 times. For girls, total the entries in Rows 1, 2, and 3 into Row 4. For boys, total Rows 5, 6, and 7 into Row 8.
- 4) For Column 4, list the number of participants that are currently on each level of the teams that were added in the last five years. If a team was added previously but no longer exists, there are no current participants to be added for that team. For girls, total the entries in Rows 1, 2, and 3 into Row 4. For boys, total Rows 5, 6, and 7 into Row 8.
- 5) For Column 5, calculate the percentage of participants that have been added in the last five years. For girls, take the number in Column 4, Row 4 and divide by the number in Column 2, Row 4. For boys, take the number in Column 4, Row 8 and divide it by the number in Column 2, Row 8.

Note: If the percentage of current participants added in the last five years is 25% or greater, compliance with test two may be possible. If less than 25%, then compliance with test three should be analyzed. **CAUTION:** 25% is not a formal compliance standard.

Principal's Signature: Dale Booth Date: 3/23/05

2004-2005
ACCOMMODATION OF INTERESTS AND ABILITIES
SUMMARY PROGRAM CHART 3

KHSAA
 Form T3
 Rev. 10/04

Participation Opportunities Test Three

FOR ANY QUESTION ANSWERED "YES" IDENTIFY THE RESPECTIVE SPORT(S).

	GIRLS (Yes / No)		BOYS (Yes / No)
1. For a sport not currently played at the interscholastic level (varsity, junior varsity, or freshman) in your school, is there an intramural team offered for that sport?	no		no
2. For a sport <u>not</u> currently offered in your interscholastic athletics program, is there sufficient interest to form a viable interscholastic team based on participation on an intramural team or community recreation teams?	no		no
3. For a sport <u>not</u> currently offered, is there sufficient interest, based on your most recent Student Interest Survey, to form a viable interscholastic team based on student responses from the interscholastic survey? If yes, what sport?	no		no
4. For a sport currently offered at the varsity level only, is there sufficient interest, based on your most recent Student Interest Survey, to form a viable team for a junior varsity or freshman team that is not currently offered?	no		no
5. For a sport currently offered at the junior varsity or freshman level is there sufficient interest, based on your most recent Student Interest Survey, to form a varsity team not currently offered?	na		na
6. If you answered YES to question (1), (2), (3), (4), or (5), are there enough high schools in your geographic area offering the sport (at the appropriate level) to allow for the development of a reasonable schedule of competition?	na		na

Principal's Signature: Dale Butts Date: 3/23/05

2004-2005
ACCOMMODATION OF INTERESTS AND ABILITIES
SUMMARY PROGRAM CHART 4

Levels of Competition Test One

		Column 1	Column 2	Column 3
Girls	Team Levels	Number of Teams Currently Offered	Number of Participants	Percentage of Participants at Each Level
Row 1	varsity:	5	53	39
Row 2	j.v.:	4	47	34.5
Row 3	frosh:	3	36	26.5
Row 4	total:		136	100%
Boys				
Row 5	varsity:	5	86	44.3
Row 6	j.v.:	3	62	32
Row 7	frosh:	3	46	23.7
Row 8	total:		194	100%

- Column 1, list the number of interscholastic teams offered for girls and boys at each competitive level; varsity, junior varsity, and freshman. (Refer to Form T-2, Accommodation of Interests and Abilities, Summary Program Chart 2, Column 1.)
- For Column 2, list the number of participants at each level. For girls, total the entries in Rows 1, 2, and 3 into Row 4. For boys, total the entries in Rows 5, 6, and 7 into Row 8. (Refer to Form T-2, Accommodation of Interests and Abilities, Summary Program Chart 2, Column 2.)
- For Column 3, calculate the percentage of female and male participants at each level.
For girls' varsity, junior varsity, and frosh, respectively:
 - Divide Column 2, Row 1 by Column 2, Row 4, and place the percentage in Column 3, Row 1.
 - Divide Column 2, Row 2 by Column 2, Row 4, and place the percentage in Column 3, Row 2.
 - Divide Column 2, Row 3 by Column 2, Row 4, and place the percentage in Column 3, Row 3.
 For boys' varsity, junior varsity, and frosh, respectively:
 - Divide Column 2, Row 5 by Column 2, Row 8, and place the percentage in Column 3, Row 5.
 - Divide Column 2, Row 6 by Column 2, Row 8, and place the percentage in Column 3, Row 6.
 - Divide Column 2, Row 7 by Column 2, Row 8, and place the percentage in Column 3, Row 7.

Principal's Signature: Dale B... Date: 3/23/05

2004-2005 KHSAA TITLE IX ATHLETICS AUDIT

KHSAA
Form T41
Rev. 10/04

Checklist - Overall Interscholastic Athletics Program

DIRECTIONS:

For the Areas of Compliance (Opportunities and Benefits) listed on the left hand side of the page, place a checkmark under the appropriate column identifying whether your school provided an advantage to the Girls' Program, or to the Boys' Program or to Neither Program.

Areas of Compliance:	ADVANTAGE TO:		
	GIRLS' PROGRAM	BOYS' PROGRAM	NEITHER PROGRAM
OPPORTUNITIES			
Accommodation of Interest and Abilities			X
BENEFITS			
Equipment and Supplies			X
Scheduling of Games and Practice Time			X
Travel and Per Diem Allowances			X
Coaching			X
Locker Rooms, Practice and Competitive Facilities			X
Medical and Training Facilities and Services			X
Publicity			X
Support Services			X
Athletic Scholarships			na
Tutoring			na
Housing and Dining Facilities and Services			na
Recruitment of Student Athletes			na

Principal's Signature: Dale Burt

Date: 3/23/05

2004-2005

KHSAA
Form 135
REV. 10/04

**BUDGETED AND ACTUAL EXPENDITURES - PROGRAM COMPARISON CHART
TO INCLUDE BOOSTER CLUB FUNDING**

	equipment and supplies	travel	awards	(see attached) coaches salaries (to include supplemental and extended employment)	facilities improvements	publications (if sport-specific)
	Expenditures	Expenditures	Expenditures	Expenditures	Expenditures	Expenditures
G basketball	6589.57		74.60	9997.00		
B basketball	4212.10		79.20	9997.00		
G softball	3271.03		72.33	3332.00		
B baseball	4815.99		0.00	3332.00		
G cross country	547.08		62.25	514.00		
B cross country	547.08		62.25	514.00		
G golf	257.57		5.25	1027.00		
B golf	55.25		5.25	1027.00		
G soccer						
B soccer						
G swimming						
B swimming						

1. Total expenditures on T-35 and T-36 on the 2004-2005 year report due by April 15, 2005, should reflect the total monies spent (rounded off to nearest hundred) for the entire year of 2003-2004 ending June 30, 2004.
2. Booster Club Funding/Contributions must be included in the expenditures total.

Principal's Signature: _____

Mike B...

Date: APRIL 12, 2005

**2004-2005
BUDGETED AND ACTUAL EXPENDITURES - PROGRAM COMPARISON CHART 2
TO INCLUDE BOOSTER CLUB FUNDING**

Teams	equipment and supplies	travel	awards	coaches' salaries (to include supplemental and extended employment)	facilities improvements	publications (if sport-specific)
	Expenditures	Expenditures	Expenditures	Expenditures	Expenditures	Expenditures
G track						
B track						
G tennis						
B tennis						
G volleyball	3431.21		76.00	3332.00		
B wrestling						
G (list sport)						
B (football)	5499.88		1284.00	15551.00	1950.00	
G (list sport)						
B (list sport)						

- Total expenditures on T-35 and T-36 on the 2004-2005 year report due by April 15, 2005, should reflect the total monies spent (rounded off to nearest hundred) for the entire year of 2003-2004 ending June 30, 2004.
- Booster Club Funding/Contributions must be included in the expenditures total.
- Indicate percentage of total expenditures for each gender: Total Expenditures \$ 81520.89 % for boys 60 % for girls 40

Principal's Signature: _____

[Handwritten Signature]

Date: April 12, 2005

Boys 194 \$ 252
Girls 130 239

**BRECKINRIDGE COUNTY SCHOOLS
2003-04 SCHOOL YEAR
EXTRA SERVICE SALARY SCHEDULE**

HIGH SCHOOL POSITIONS

Athletic Director

\$ 2,221 per year beginning salary
\$ 50 per year increase for experience up to 10 years
\$ 100 per year increase from 11-20 years
Maximum of \$3,721 after 20 years

Head Basketball/Football Coach/ Band Director

\$ 4,443 per year beginning salary
\$ 100 per year increase for experience up to 10 years
\$ 200 per year increase from 11-20 years
Maximum of \$7,443 after 20 years

Head Baseball/Softball/Volleyball Coach

\$ 2,221 per year beginning salary
\$ 50 per year increase for experience up to 20 years
Maximum of \$3,221 after 20 years

Varsity Cheerleading Coach

\$ 2,777 per year beginning salary
\$ 50 per year increase for experience up to 10 years
\$ 100 per year increase from 11-20 years
Maximum of \$4,277 after 20 years

Boys Golf/Girls Golf/Boys Tennis/Girls Tennis

\$ 1,027 per year beginning salary
\$ 50 per year increase 1-20 years
Maximum of \$2,027 after 20 years

Academic Head Coach

\$ 1,666 per year beginning salary
\$ 50 per year increase for experience up to 10 years
\$ 100 per year increase from 11-20 years
Maximum of \$3,166 after 20 years

Head Mock Trial Coach

\$ 1,111 per year beginning salary
\$ 50 per year increase for experience up to 20 years
Maximum of \$2,111 after 20 years

(2) - Assistant Basketball/(3) - Football Coaches

\$ 2,777 per year beginning salary
\$ 50 per year increase for experience up to 10 years
\$ 100 per year increase from 11-20 years
Maximum of \$4,277 after 20 years

Assistant Baseball/Softball/Volleyball Coach

\$ 1,111 per year beginning salary
\$ 50 per year increase 1-20 years
Maximum of \$2,111 after 20 years

JV Cheerleading Coach/Choral Director

\$ 1,111 per year beginning salary
\$ 50 per year increase for experience up to 10 years
\$ 100 per year increase from 11-20 years
Maximum of \$2,611 after 20 years

Boys Cross Country/Girls Cross Country Coach

\$ 1,027 per year beginning salary
\$ 50 per year increase 1-20 years
Maximum of \$2,027 after 20 years

(2) - Assistant Academic Coaches

\$ 1,111 per year beginning salary
\$ 50 per year increase for experience up to 10 years
\$ 100 per year increase from 11-20 years
Maximum of \$2,611 after 20 years

Assistant Mock Trial Coach

\$ 556 per year beginning salary
\$ 50 per year increase for experience 1-20 years
Maximum of \$ 1,556 after 20 years

SCHOOL NAME

Breckinridge Co. High School

2004-2005
TITLE IX


CORRECTIVE ACTION PLAN

KHSAA
Form T60
Rev. 10/04

DIRECTIONS:

1. For Column 1, indicate the intended area which needs corrective action in order to achieve gender equity. For Column 2, write the suggested change or activities that will correct the area in need of alteration. For Column 3, include the estimated completion date for the changes or activities.
2. It is possible to attain compliance with Title IX and no longer need "corrective" action. However, the KHSAA strongly encourages compliant schools to identify items for improvement (Column 1), activities to accomplish the improvement (Column 2) and a timetable for completion (Column 3) that will strengthen the athletic program.
3. You may copy this form as needed. Please attach corrective action plans along with audit forms and submit by April 15, 2005.

COLUMN 1 ITEM FOR CORRECTION/ IMPROVEMENT	COLUMN 2 SUGGESTED CHANGE/ ACTIVITIES	COLUMN 3 TIME TABLE FOR CORRECTIVE ACTION/ COMPLETION
Continued efforts in publicity of team tryouts	More and varied publicity through various media	Ongoing 2005-2006
Continued attention toward scheduling of "prime time" girls' basketball games	Continue to maximize opportunities, especially with nearby teams	Ongoing 2005-2006

Principal's Signature: 

Date: 3/24/05

2004-2005

CORRECTIVE ACTION PLAN

1. It is hoped that, with varied and increased publicity, more female athletes will participate in team tryouts to improve participation, as well as talent level.
2. This year displayed a huge improvement in "prime time" girls' games scheduling due to the intense focus of our athletic staff. This effort must be maintained until it becomes the norm.